

Hygiene and sanitation during food production and transportation

BY

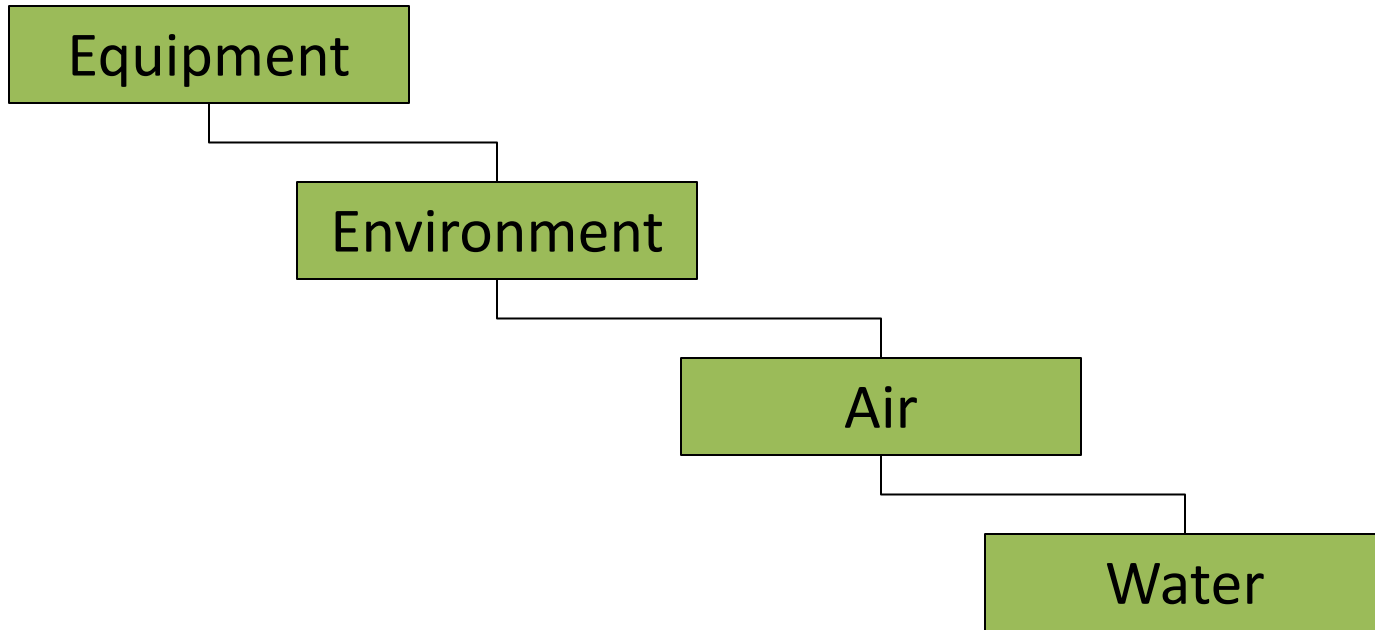
DR. ADNAN HASAN



Lecture 3 & 4



Sanitation



Training is Key to the Success of Sanitation

- Important to get staff involved
- Training must be focused and practical
- Records of training and incentives provided.
- Staff involved in developing plan, implementation, monitoring and verification.

The roots of hygiene

- **Hygeia the goddess of health (greeks)**
- **Hippocrates (460-377 B.C.)**, the most famous doctor in ancient Greece, was titled as Father of Medicine
- For at least a century strychnine was the best remedy the profession had for palsy and paralysis. It was used to kill rats, cats and dogs
- In the mid of the 19 century two persons lay the foundation of modern hygiene. It was the Hungarian physician Semmelweis and the British surgeon Lister. Both introduced hygienic methods which still appear to be essential in modern society
- Ignác Fülöp Semmelweis (1818 - 1865) was a Hungarian physician who demonstrated that puerperal fever¹ (also known as "childbed fever") was contagious and that serious form of septicemia contracted by a woman during childbirth or abortion (usually attributable to unsanitary conditions); formerly widespread but now uncommon. Its incidence could be drastically reduced by enforcing appropriate hand-washing behavior by medical care-givers

“operation successful but patient died” – WHY?



Joseph Lister (1827-1912)
Introduced the antiseptic surgery

in 1865, Louis Pasteur suggested that decay in wounds was caused by living organisms in the air.

Hygiene and Sanitation basic guidelines

Knowledge of proper hygiene and sanitation before and after the food process is necessary

- 1. **Water**
 - Cleanliness of the food, equipment, dining area and surrounding area.
- 2. **Clean Surroundings**
 - Pests, insects, rats, flies and cockroaches (carry bacteria, that may cause disease)
 - Cleanliness, orderliness and maintenance of pest control in kitchen and dining area.
 - Pesticide spray (keep equipment and utensils safely covered during spray)
- 3. **Sanitation head**
 - One person in charge of maintaining the sanitation of the kitchen and dining area
- 4. **Proper food handling and storage**
 - Avoid spoilage and wastage
 - Determine the shelf life (e.g. fish =2-3 days, leafy veg. should be cooked on the day bought, meat should be kept in big cuts)
- 5. **Waste disposal**
 - Segregate wet and dry garbage.
- 6. **Cleanliness, Orderliness and health workers in the food service**
 - Give specific responsibilities to all workers
 - Health workers-regular medical checkups to avoid communicable disease
- 7. **Uniform or clothes of the workers**
 - Proper, Clean and neat clothes

Some famous episodes

Bilmar Foods 1998

Frankfurters

- *Listeria monocytogenes*

80 Cases 21 deaths (6 stillbirths)

Recall: 17m kg of Product

Direct loss: \$76m

Loss sales: \$200m

Litigation: \$5m

- Deli meats

- *Listeria monocytogenes*

- 14m kg recall

- 46 cases 10 deaths (3 stillbirths)

- >\$100m loss

John Tudor & Sons 2005

- Deli meats

- *Escherichia coli O157*

- >150 cases

- 1 death

Sanitation is important

- 35% of food-borne illness cases attributed to poor sanitation
- 19% - Poor personnel hygiene
- 16% - contaminated equipment/environment

Provincial food inspection agencies

- In Pakistan
- Municipal Level
 - Sanitary environment
 - Potable water
 - Environmental and health issues affecting the food industry
 - Retail stores

REGULATIONS

Food & Drugs Acts 1985 US

7. No person shall manufacture, prepare, preserve, package or store for sale any food under unsanitary conditions.

What about Pakistan???

- **Pakistan Pure Food Laws (PFL)** devised in 1963 forms the basis of the entire existing trade-related food quality and safety legislative framework----- covers **104 food items**
 - It sets the regulations addressing the usage of preservatives, antioxidants, colorants, flavorants and other food additives.
- The **Contonment Pure Food Act** of 1966 applied food safety regulations on contonment areas
- **Pakistan hotels and restaurants act** of 1976 makes it obligatory for hotels, restaurants and caterers all over Pakistan to control and regulate their rates and standards of services.
- **PSQCA (Pakistan Standards and Quality Control Authority Act)**—1996 is not generally classified as a food law

Code of Practice

- Guidelines to meet the regulatory requirements of the Food & Drugs Act
 - Codex Alimentarius Commission
 - Sanitary and Phyto- sanitary (international)
 - Standards
- Sanitary facilities
- Air quality
- Water quality
- Facility Construction
- Sanitation procedures
- Hygiene and Health requirements
- Training

Facilities

- Drains

Sufficient number and construction

- Floor slopes uniformly to the drain

- Walls

- Hard

- Smooth

- Constructed to enable cleaning

- Food contact Surfaces

Non- absorbent

Free from pitting, crevices and loose scale

Capable of withstanding repeated cleaning.

Cold Stores

- Reduce the risk of condensation
- Relative humidity
- Air flow

Sanitation Program

An effective sanitation program for equipment and premises is in place to prevent contamination of food.

Each processor 'should' have and implement a written SSOP or similar document that is specific to each location

Sanitation plans

- Provide a schedule for sanitation procedures
- Provide a foundation to support a routine monitoring program
- Encourage prior planning to ensure that corrections are taken when necessary
- Identify trends and prevent recurrent problems
- Ensure that everyone, from management to production workers, understands sanitation
- Provide a consistent training tool for employees
- Lead to improved sanitation practices and conditions in the plant.

Sanitation Performance Standards (SPS)

- Standards based on The Food Code.
- Address the conditions within the facility
- Used in conjunction with SSOP's

Plans

- Provide a schedule for sanitation procedures
- Provide a foundation to support a routine monitoring program
- Encourage prior planning to ensure that corrections are taken when necessary
- Identify trends and prevent recurrent problems

Sanitation Monitoring Program

“Each processor ‘shall’ monitor the conditions and practices during processing with sufficient frequency to ensure, at a minimum, conformance with these conditions and practices specified in the [GMP] that are appropriate to the plant and food being processed.”

- Ensure that everyone, from management to production workers, understands sanitation
- Provide a consistent training tool for employees
- Lead to improved sanitation practices and conditions in the plant.

Sanitation Testing

- Monitoring: Elements of the sanitation program are being performed correctly (e.g sanitizer concentration, contact time).
- Verification: Long term effectiveness of the sanitation plan (e.g. microbiological testing).

Why Monitor Sanitation Control Procedures

“ . . . to develop a culture throughout the food industry in which processors assume an operative role in controlling sanitation in their plants.”

Sanitation Monitoring Forms

1. Specific sanitation conditions or practices to be monitored
2. Space to record observations and measurements at the prescribed frequency
3. Space to document any necessary corrections.

Monitoring

- Detergent
- Contact time
- Sanitizer concentration
- Excess

Increased costs; Corrosion

Insufficient

Low efficacy; Generation of
tolerant mutants

Visual inspection in good light

Protein residue tests

ATP bioluminescence

- Indirect measure of viable cells
- Automated logging

BioTrace

BioControl

Sanitation Verification

- Low risk areas
 - Product contact surfaces
 - 24- 48h to obtain results

Contact plates, Swab samples and Sticky tape

Total Aerobic Count

Spoilage microflora

Fecal indicators

Microbiological Criteria

- No specific criteria
- Trend analysis

Meat Processing Lines

- Total Aerobic Counts <10 cfu/cm²
- Enterobactereaceae <1 cfu/cm²

Sanitation Control Procedure (SCP)

- Sanitation part of pre-requisite programs
- Can also be incorporated into HACCP plan
- Maintain sanitary conditions usually related to the entire processing facility or an area

SCP vs CCP'S

Hazard	Control	Program
Pathogen survival	Time and temperature for smoking fish	CCP
Contamination with pathogens	Wash hands before touching product	Sanitation
Contamination with pathogens	Clean and sanitize food contact surfaces	Sanitation

Training is Key to the Success of Sanitation

- Important to get staff involved
- Training must be focused and practical
- Records of training and incentives provided.
- Staff involved in developing plan, implementation, monitoring and
- verification.

Five Steps of Cleaning and Sanitizing

1. Dry- clean
2. Pre- rinse
3. Apply detergent
4. Post- rinse
5. Sanitize

Physically removing soils

- Brushes - proper stiffness
- Pads - proper cutting properties
- Pressure spray - moderate pressure

Pads, brushes and brooms should be dedicated to tasks for which they are designed

- Optimizes cleaning effectiveness
- Minimizes cross- contamination between areas of the plant

Pre rinse

- Rinse until visually free of soils.
- Use lowest effective pressure to minimize aerosols and condensation.
- Lower pressure reduces risk of cross contamination and machine damage.

Types of Detergents

- General Purpose (GP)
- Alkaline
- Chlorinated (chlorinated alkaline)
- Acid
- Enzyme

Detergent application methods

- Soak tanks
- Foam
- Automated systems
 - CIP (clean- in- place)
 - parts washers
- Manual (pails)

5th Step !

Sanitizing follows proper cleaning

1. Dry- clean
2. Pre- rinse
3. Detergent application
4. Post- rinse
5. Sanitizing

Step 6 ?: Rinse

Pros: Remove residues and reduces the generation mutants

Cons: No residual anti- microbial activity

Chemical Sanitation


- Effectiveness Based on:
 - Exposure Time
- More microorganisms - Longer exposure time
- Colonies die in logarithmic pattern
- Different types of organisms die at different rates
 - Temperature
- Generally, the hotter the temperature, the more effective the chemical sanitizer

Effectiveness of Chemical Sanitizers


- Concentration
 - Follow label
 - More not necessarily better
- pH
 - Differs depending of Type of Sanitizer
- Cleanliness
 - Soil can react with sanitizers and neutralize them
- Water Hardness
 - Calcium and Magnesium in hard water neutralize Quats
 - Can add chelating agent
- Bacterial Attachment
- Attachment to surfaces make bacteria more resistant to sanitizers

Viruses

DNA viruses



RNA viruses



Enveloped viruses



Endospore

Outer spore coat: Physical barrier

Cortex, SASP: Glassy structure to protect DNA

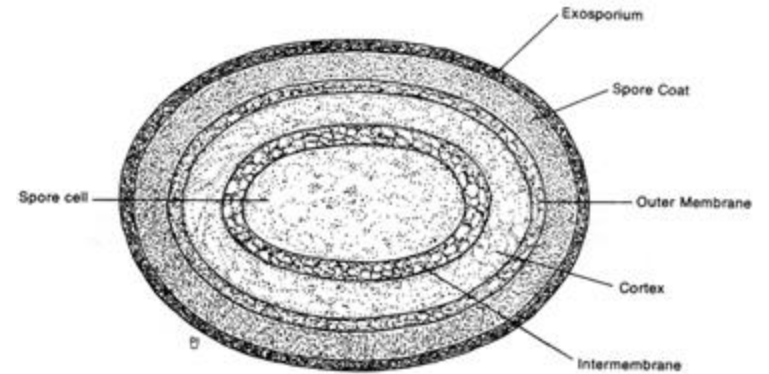
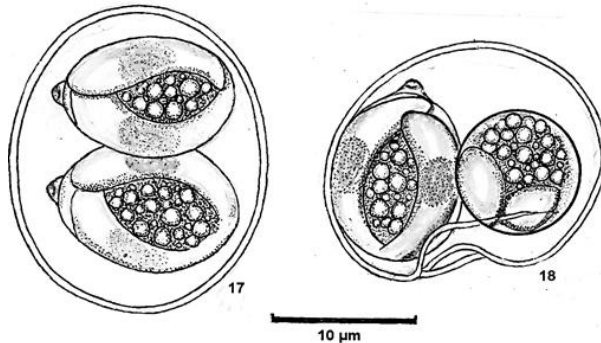


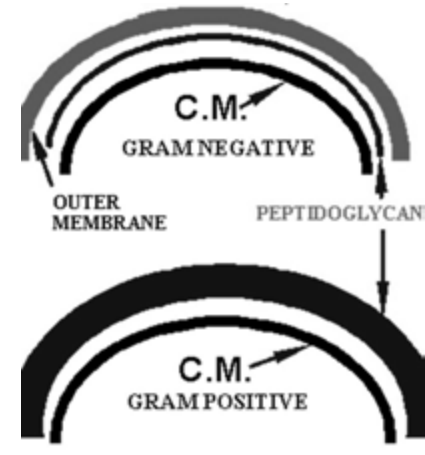
Fig. 8.1. Endospore

Protozoa

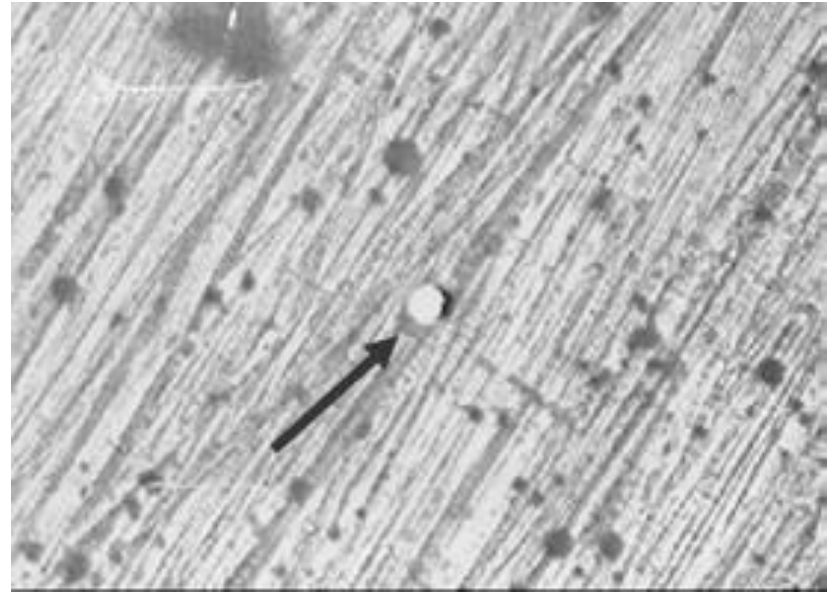


Sanitizer Resistance

- Gram negative bacteria more tolerant to sanitizers
- Outer membrane forms physical barrier
- Less stable at alkali pH

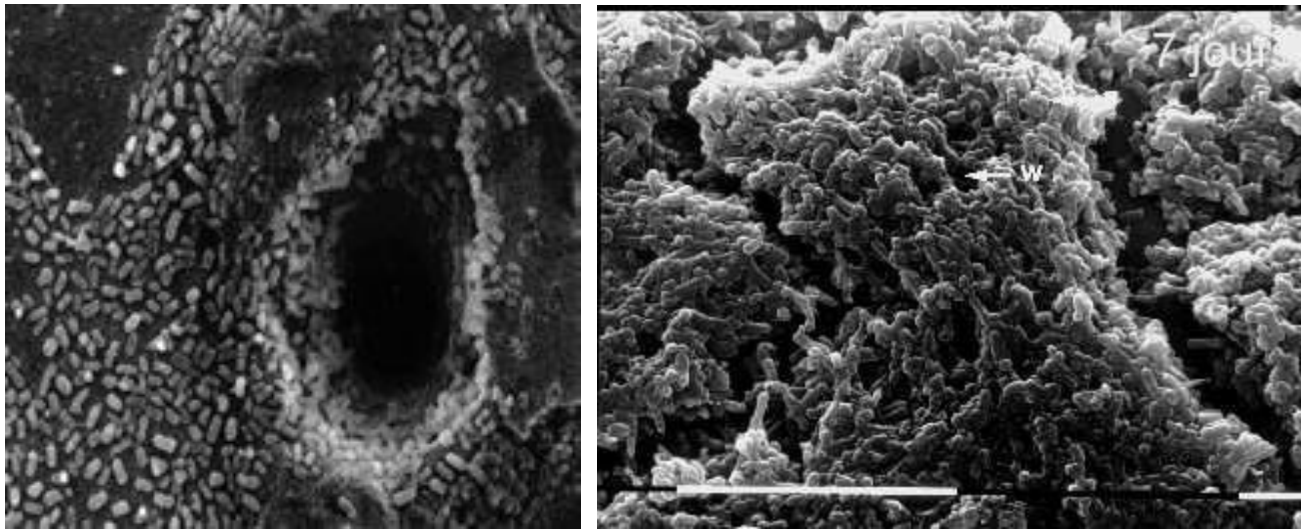


- Pitting Provides Sites for Bacterial Attachment



HOLE IN A HEAT-EXCHANGER PLATE

Biofilm



Antimicrobial Tests (Required for EPA Registration)

Product	Required Organisms
General disinfectant	<i>Sal. cholerasuis</i> ATCC 10708 <i>Staph. aureus</i> ATCC 6538
Hospital disinfectant	<i>S. cholerasuis</i> ATCC 10708 <i>S. aureus</i> ATCC 6538 <i>P. aeruginosa</i> ATCC 1542
Sporicidal	<i>B. subtilis</i> ATOC 19659 <i>Cl. sporogenes</i> ATCC 3584

Ideal Sanitizers

- Destroy vegetative microorganisms
- Work well in different environments
- Dissolve in water
- Inexpensive, easy to use, readily available
- Should not irritate skin
- Should not have offensive odor

Types of Sanitizers

- Chlorine
- Chlorine dioxide
- Ozone
- Iodophores
- Quaternary ammonium compounds
- Trisodium phosphate
- Peroxyacetic acid

Sanitizer concentration commonly used in food plants

Sanitizer	Food contact surface	Non-food contact surfaces	Plant water
Chlorine	100-200 ppm	400 ppm	3-10 ppm
Iodine	25 ppm	25 ppm	
Quats	2000 ppm	400-800 ppm	
Chlorine dioxide	100-200 ppm	100-200 ppm	1-3 ppm

Chlorine

- Sodium or Calcium Hypochlorite
- Cheap
- Well established in the food industry
- Chlorous acid antimicrobial form
- pH dependent
- pH 6- 8 Chlorous acid
- pH < 6 Chlorine gas (toxic)
- Sequestered by organic material
- Carcinogenic chloramines can be produced.
- Unstable at high temperatures
- Corrosive
- Effective against vegetative cells, spores and fungi.
- Limited efficacy against viruses
- Can leave chlorine odor
- Mechanisms still unknown but primarily oxidation of proteins.

Chlorine Dioxide (ClO₂)

- Powerful oxidizing agent (2.5 x greater than chlorine)
- Relatively stable in the presence of organics.
- Does not form chloroamines as a side reaction.
- Limited efficacy against viruses
- Unstable at temperatures > 30°C
- Used to decontaminate Post-Office affected by anthrax letters.

Ozone

- Generated on site via passing air through high voltage fields.
- Powerful oxidizing agent.
- Poor solubility (max 6ppm in water)
- Negligible residues (used for treating bottled water)

Iodine Compounds

Iodophors

- Iodine alcohol solutions and Aqueous iodine solutions
- Less germicidal than chlorine, but broader effective pH range (2-5)
- Low concentrations pass chambers test
- More effective on viruses than other sanitizers

Iodine Compounds – Advantages

- Less corrosive than Chlorine
- Stable when Concentrated
- Effective in hard water
- Can prevent mineral deposits
- Good Hand-dipping agent
- Amber color - Good indicator of active iodine

Disadvantages of Iodine compounds

- More expensive than Chlorine
- Off - flavors in Foods
- Vaporize at 50oC
- Stain and discolor equipment
- Not as effective as Chlorine in low temperature environments
- Foam formation (CIP)

Ionic Compounds

- Trisodium Phosphate (TSP)
- Quaternary Ammonium Compounds (QAC's or QUAT's)
- Organic Acids

TSP inactivates bacteria by pH effect.

- 8% w/v TSP: pH 12
- Strips membranes from cells
- Gram positive bacteria more resistant than
- Gram negative

QACs

- Non-corrosive
- Stable at high temperature
- Effective against yeast, molds and Gram positive bacteria.
- Less effective against Gram negative and viruses.
- Inactivated by surfactants
- Residual activity

QACs : MODE OF ACTION



1. Adsorption to bacterial cell surface
2. Diffusion through outer layers of cell
3. Binding to cytoplasmic membrane
4. Disruption of cytoplasmic membrane
5. Release of cell constituents (K^+ , large mol. wt. materials)
6. Coagulation of cell contents and cell inactivation

Gram positive bacteria creates “potential problem of generating resistant mutants”.

Proxy acid compounds

- Low Foam
- Antimicrobial activity over broad temperatures
- Combine sanitizing and acid rinsing in one step
- Non-corrosive
- Tolerant to organic matter
- Effective against Biofilms

Relative biocidal activity

Strains	Compounds
Endospores Mycobacterium Non-enveloped viruses Protozoa oocysts	Peroxyacids, glutaraldehyde, formaldehyde, chlorine dioxide, ethylene oxide 
Mycobacterium Non-enveloped viruses Fungi	Phenolics, iodospors, hypochlorites 
Vegetative cells Enveloped viruses	Quaternary ammonium compounds, organic acids

Fresh Cut Produce

- *Listeria monocytogenes*
- *Salmonella*
- *E. coli O157*
- Hepatitis A
- *Cyclospora*
- *Cryptosporidium*

Ready-to-Eat

- *Listeria monocytogenes*
- Raw materials
- Endemic: Drains, cold stores, difficult to clean areas

Meat

- *Salmonella*
- *Campylobacter*
- *E. coli O157*

Environment vs Raw Material

- Traditional view
- Post-process contamination
- *Listeria monocytogenes*

Raw material

- *Salmonella*
- *E. coli O157*

- Molecular Epidemiology
- Track and Trace Sources of microbial contamination.
- DNA typing of isolates taken from different
- sites.

Molecular Typing of mutton, and Beef Chain

- Surfaces contaminated in the first 30 mins of processing
- Contamination derived from holding area and transporter
- Sanitizer resistance predicted by genetic lineage

Holding Area and Transporter

- Difficult to sanitize
- Short-lived benefits
- Increased sanitation decreases endemic populations

Forensic Science



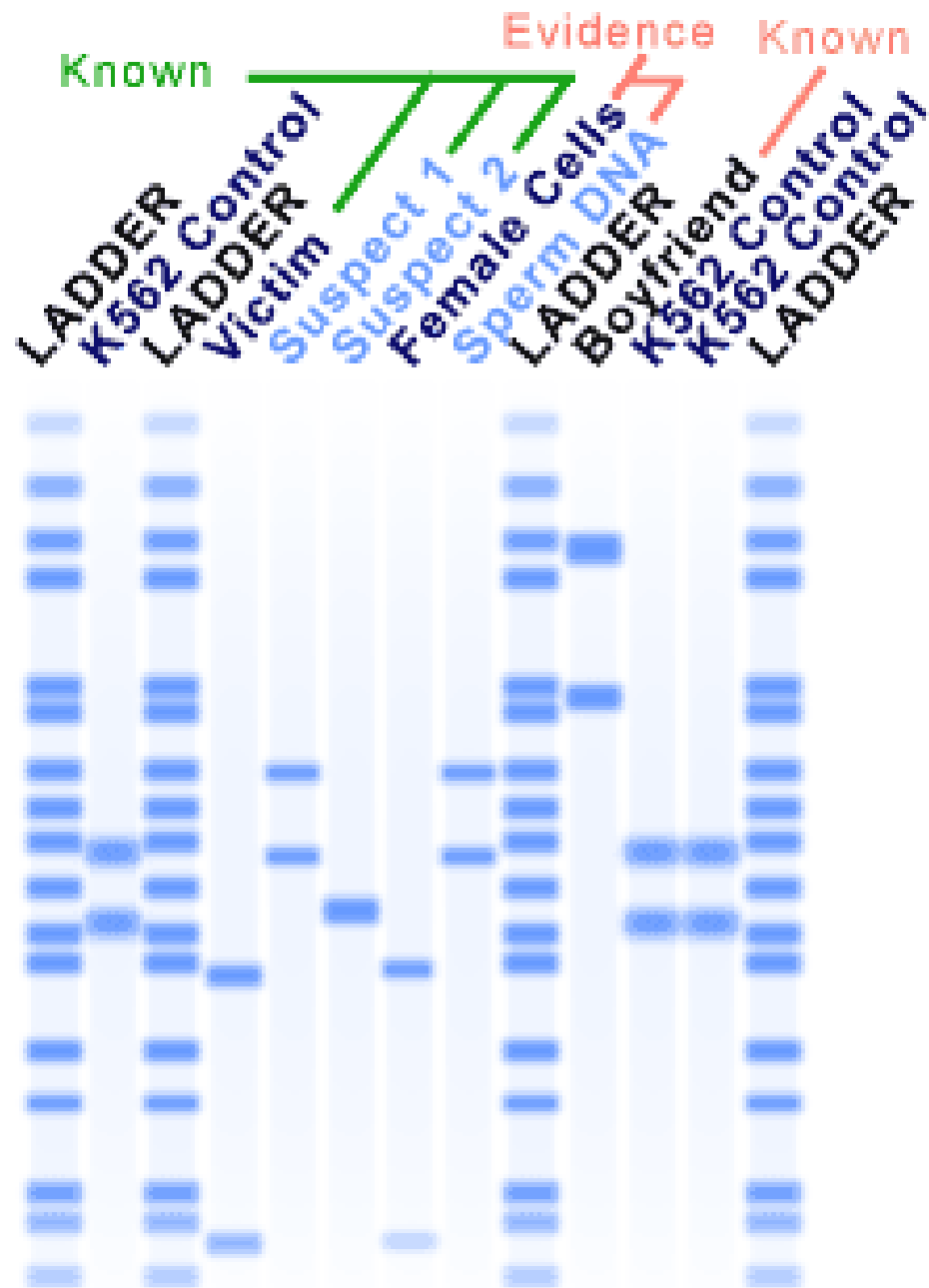


"I don't need to check anything with 'the boys in forensics', I know it was you."



"You've left DNA samples all over the place!"

Sexual Assault Case



Food Handler

- *Salmonella*
- *E. coli O157*
- *Staphylococcus aureus*
- Enteric viruses (Norwalk, rotavirus)
- Hepatitis A

Personal Hygiene and Identifying Unhealthy Personnel

- Supervisors
 - must identify unsanitary and unhealthy personnel
 - Observation is an effective means of identifying health risks
 - look for cuts/burns on fingers, hands, and arms; oozing sores, pimples, or boils; and significant coughing or sneezing
 - Workers not allowed around food if they are experiencing fever, vomiting, or diarrhea

Hand washing

- most common source of contamination
 leading to illness is the fecal- oral- route
- contaminated after using the restroom
- bacteria and viral contamination transferred
 via contaminated food or utensils

The effect of hand washing and the use of chlorinated lime on maternal death caused by puerperal fever

Year/period	Maternal death rate in (%)	
	Medical students	Mid wife students
	(clinic 1)	(clinic 2)
1841-1846	9.92	3.38
May 1847	12.42	
<i>Introduction of hand-wash</i>		
June 1847	2.38	
July 1847	1.20	
August 1847	1.89	
<i>Introduction of chlorinated lime hand-wash</i>		
October 1847	1.27	1.33
March 1848	0	0
August 1848	0	0

Hand Washing Standards

- designated sink in the food preparation area for hand washing
- Hot and cold running water
 - hot water must have a minimum temperature of 43°C
 - Liquid soap is preferred
 - Fingernail brush
- Only disposable paper towels or air dryer are authorized for drying hands

Hand washing by food handlers

- 52% supervisors could describe the hand washing procedure
- 48% of workers could demonstrate codecompliant hand washing

The End Lectures 3 & 4